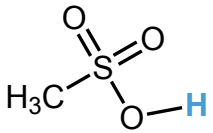
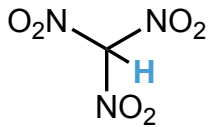
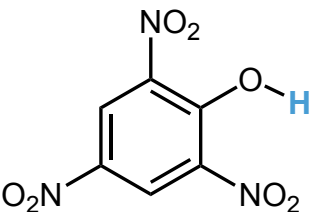
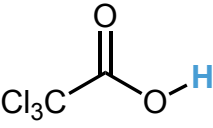
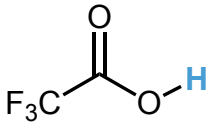
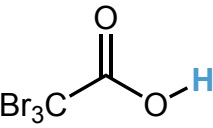
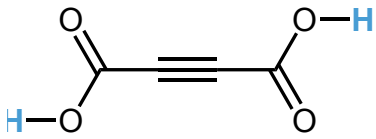
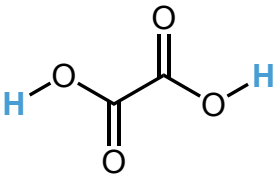
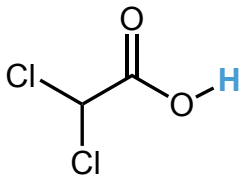
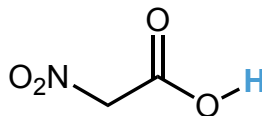
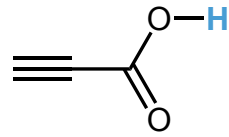
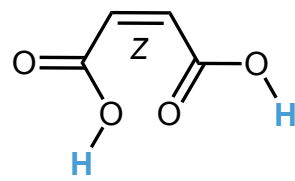
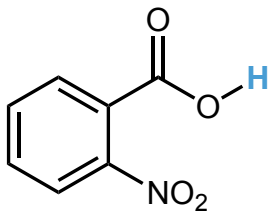
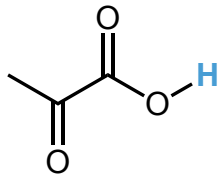
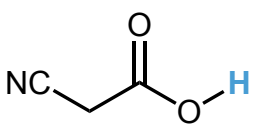
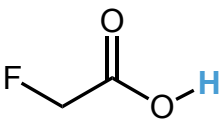
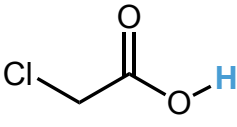
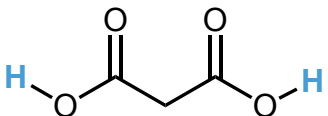
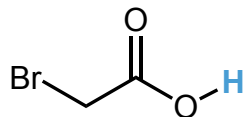
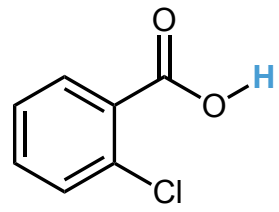
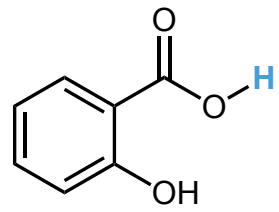
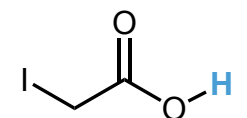
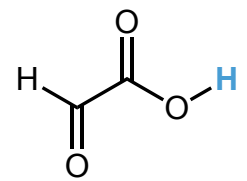
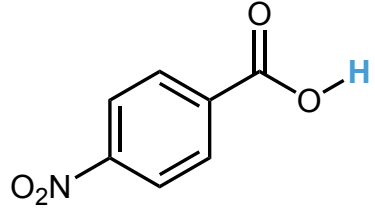
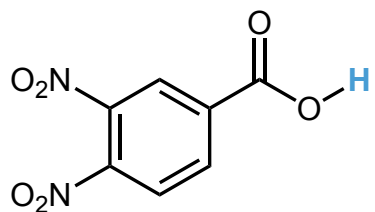
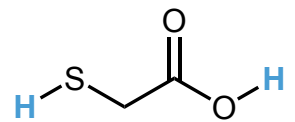
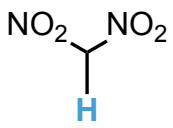
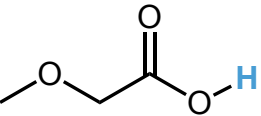
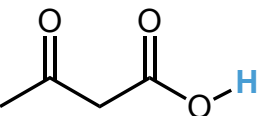
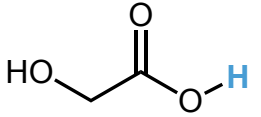
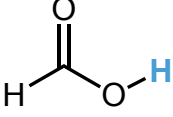
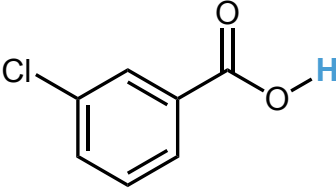
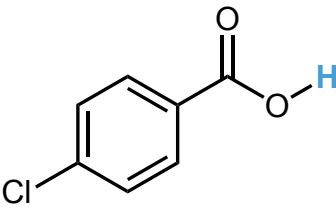
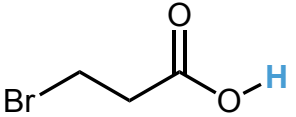
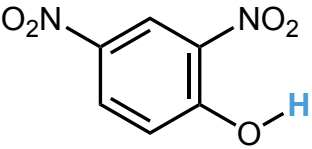
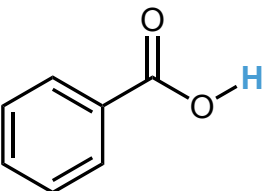
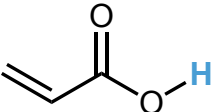
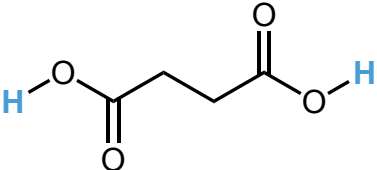
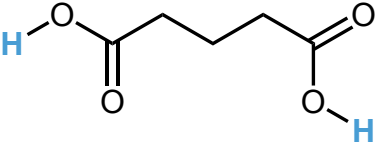
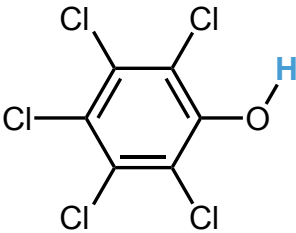
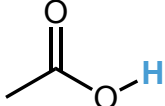
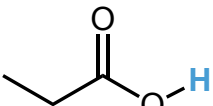
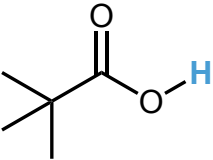
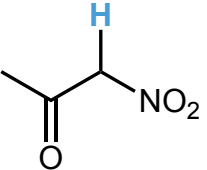
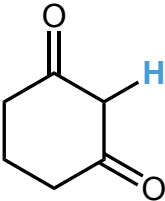


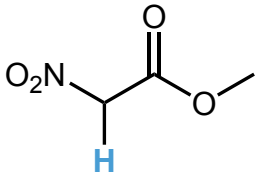
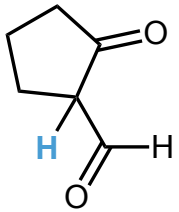
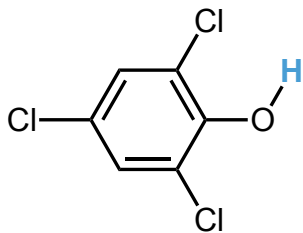
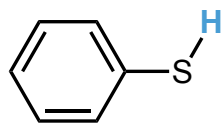
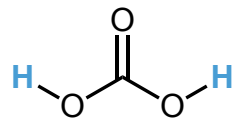
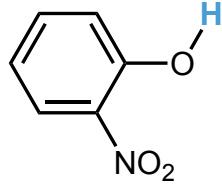
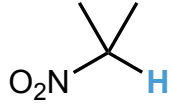
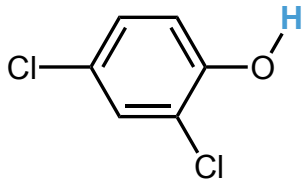
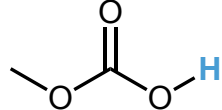
Compound	pK <sub>a</sub>
	-1.8
	0.1
	0.3
	0.5
	0.5
	0.7
	1.2; 2.5
	1.2; 3.7
	1.3

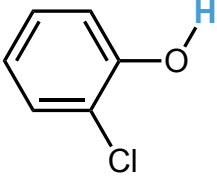
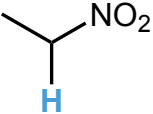
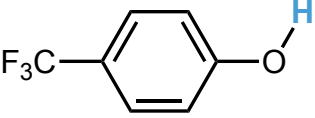
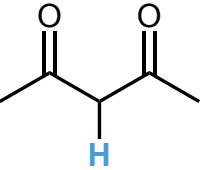
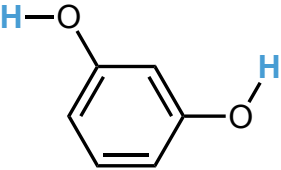
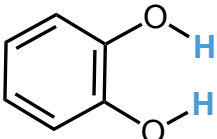
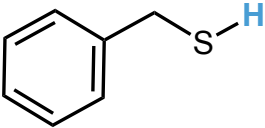
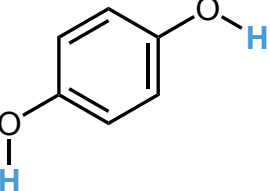
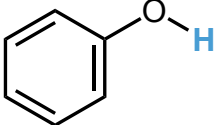
Compound	pK <sub>a</sub>
	1.3
	1.9
	1.9; 6.3
	2.4
	2.4
	2.5
	2.7
	2.8
	2.8; 5.6

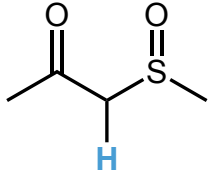
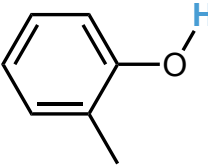
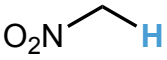
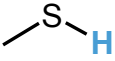
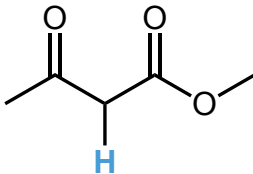
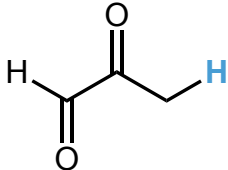
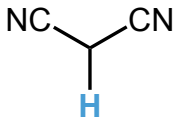

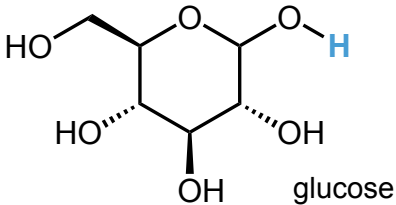
Compound	p <i>K</i> <sub>a</sub>
	2.9
	3.0
	3.0
	3.2
	3.2
	3.4
	3.5
	3.5; 10.2

Compound	pK <sub>a</sub>
	3.6
	3.6
	3.6
	3.7
	3.7
	3.8
	4.0
	4.0
	4.1
	4.2

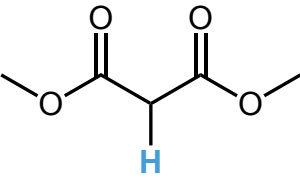
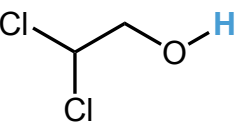
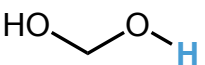
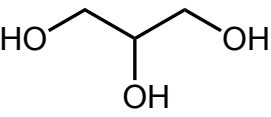
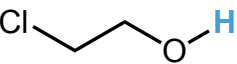
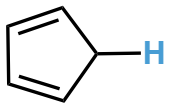
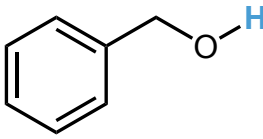
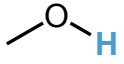
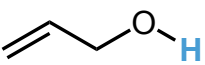
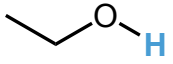
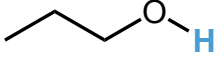
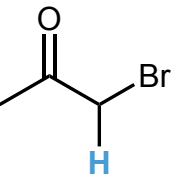
Compound	pK <sub>a</sub>
	4.2
	4.2; 5.7
	4.3; 5.4
	4.5
	4.8
	4.8
	5.0
	5.1
	5.3

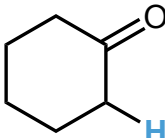
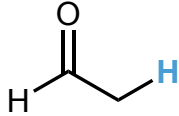
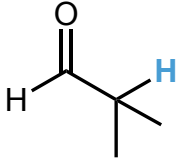
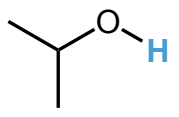
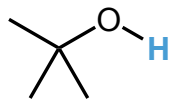
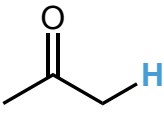
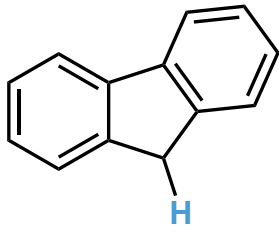
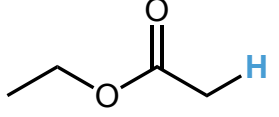

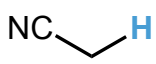
Compound	pK <sub>a</sub>
	5.8
	5.8
	6.2
	6.6
	7.1
	7.2
	7.7
	7.8
	8.2

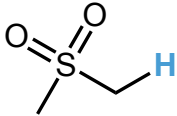
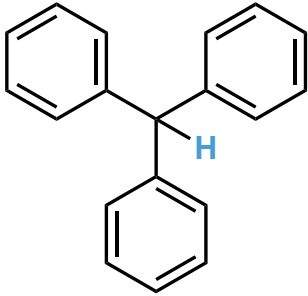
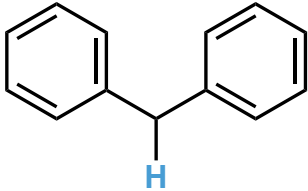
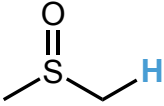
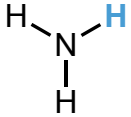
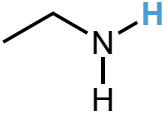
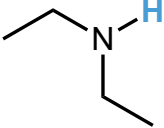
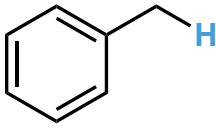
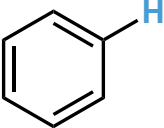
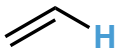
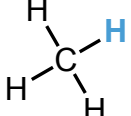
Compound	pK <sub>a</sub>
	8.5
	8.5
	8.7
	9.0
	9.3; 11.1
	9.3; 12.6
	9.4
	9.9; 11.5
	9.9

Compound	pK <sub>a</sub>
	10.0
	10.3
	10.3
	10.3
	10.6
	11.0
	11.2
	12.2
	12.3



Compound	p <i>K</i> <sub>a</sub>
	12.9
	12.9
	13.3
	14.1
	14.3
	15.0
	15.4
	15.5
	15.5
	16.0
	16.1
	16.1

Compound	pK <sub>a</sub>
	16.7
	17
	17
	17.1
	18.0
	19.3
	23
	25
	26
	28

Compound	pK <sub>a</sub>
	28
	32
	34
	35
	36
	36
	40
	41
	43
	44
	~60